




Reception Curriculum Overview


	Theme & Key Texts	Planned Events visits/ festivals	PSED	Communication & language	Physical Development	Literacy	Maths	Understanding the World (Science, ICT, Humanities)	Expressive art & design
Autumn 1	Traditional stories  Once Upon a Time by John Prater	Eid-al-Adha (date tbc)	Starting school. Separating from parent / carer. What I enjoy doing at school. My family and people who live in my house. Making friends. Being kind and gentle. Sharing toys and taking turns with others. Establishing the school/class rules and routines and building confidence.	Beat Baby Raps Rhyming words Role playing in four areas. Story table/boxes Listen to stories and recall events Join in with retelling of Gingerbread Man using story map. Circle time to support listening and recall skills- share about our weekends and play educational/word aware/ musical games.	Finger gym. Manipulating play dough to develop finger strength. Use ribbons in the outdoor area for big movements. Chalk – big mark making. Big paint brushes – big movements. Writing names. Big blocks in construction area outside. Also, use of bikes.	Phase 1 phonics inc. Silly Soup – initial letters Consolidating concepts of print High frequency words Introduce reading strategy Predict endings of stories Actions:- Once upon a time/the end	Explore Maths: Number songs. Counting to 5/10. Basic 2D shapes. Shape song. Putting 3 things in order of size. Simple repeated patterns – 2/3 colours. Term more/less. Recognising numbers 1-5/10. Counting objects 1 at a time. Measuring with non-standard equipment. Introduce weighing scales. Ordering 5 objects by height. Sharing between 2/3 people. Number song –	Feeling and describing different textures. Talking about their homes and family. Discuss festivals and how we celebrate them.	Introduction to playdough and junk modelling, supporting children in use of tools. Music with TS. Use of different materials to create the same outcome (sticks, bricks, straw). Goldilocks song. 5 a day dance. To use tools with increasing control and safety.



							removing 1 object. Ordering numbers 1-10/15. Represent numbers using fingers/marks. Recognises numerals 1-3/5.		
--	--	--	--	--	--	--	-------------------------------------------------------------------------------------------------------------------------	--	--

Key Objectives:

- PSED - Demonstrates friendly behaviour and initiates conversations with peers and adults
- CL - Speaking in full sentences.
 - Understanding rules
 - Following 2 part instructions (first, then)
- M – To recognise, order and count with numbers 1-5
- PD - Writing names. Develop finger strength.
- L – Identify initial letter sounds. Consolidating concepts of print. High frequency words
- EAD - To use tools with increasing control and safely.


Autumn 2	Woodland Habitats  'Where's My Teddy' by Jez Alborough	Visit to Burnham Beeches OR Stickman Trail in Wendover. Explore nature and complete woodland activities. Guy Fawkes Night Eid Hanukah Christmas Performance – Christmas Play (Invite parents	Keeping safe. Losing things. Looking after property. Emotions – happy, sad, scared, worried, lost. Talking partners. To ask questions when something is needed.	Retell events in correct order and sequencing stories Ask and answer questions using what/when/where/who/how Following 3 part instructions (first/then/finally) Story map of the Bear Hunt.	Finger gym. Jumbo tweezers. Write dance. Mark making using pencils. Letter formation. Catching using a big ball. Riding a tricycle. Skateboards from Nursery.	Phase 2 phonics Full stop High frequency words Actions:- first/then/finally/who Introduce Word of the Week and word walls/tree	Explore Maths: 2D shapes. Introduce 3D shapes. Different textures. Counting 2 groups of objects together. Recognising and matching numbers to an amount of objects. Positional language. Language associated with	Comparing and contrasting different textures. Understanding materials – experimenting with magnetics. Festivals (Christmas) what we do to celebrate, different festivals we celebrate. Class computers – educational programmes.	Music with TS Leaf printing, texture rubbings, natural materials art. Introduction of textures and how to use it. We're going on a bear hunt song. 5 a day dance. Holiday crafts
-------------	---------------------------------------------------------------------------------------------------------------------------------------------------------------	--------------------------------------------------------------------------------------------------------------------------------------------------------------------------------------------------------------------	--------------------------------------------------------------------------------------------------------------------------------------------------------------------------------	------------------------------------------------------------------------------------------------------------------------------------------------------------------------------------------------------	------------------------------------------------------------------------------------------------------------------------------------------------------------------------------------	--------------------------------------------------------------------------------------------------------------------------------------------	-------------------------------------------------------------------------------------------------------------------------------------------------------------------------------------------------------------------------------------	-------------------------------------------------------------------------------------------------------------------------------------------------------------------------------------------------------------------------------------------	----------------------------------------------------------------------------------------------------------------------------------------------------------------------------------------------



		in to sign up and watch a phonics session. Go through correct articulation of sounds)					lengths. Weighing. Measuring with cubes and number line. Magnetic and non-magnetic. 1 more than a number. Number formation. Estimates the amount of a group of objects (1-5/10)	Seasons and autumn.	
--	--	---------------------------------------------------------------------------------------	--	--	--	--	---------------------------------------------------------------------------------------------------------------------------------------------------------------------------------	---------------------	--

Key Objectives:

PSED – to ask questions when something is needed.
 CL - Retell events in correct order.
 Ask and answer questions using what/when/where/who/how
 Following 3 part instructions (first/then/finally)
 M – Counting 2 groups of objects together. Name 2D shapes.
 PD – Mark making using pencils. Letter formation.
 L – Phase 2 phonics
 Full stop
 High frequency words
 Actions:- first/then/finally/who
 EAD - To be able to join in with familiar songs and repeat phrases/continue a rhythm.


Spring 1	Outer Space  'Whatever Next' by Jill	Space Lab. Sensory equipment eg bubble tubes in a classroom (2 weeks in the physical development zone) Chinese New Year	Hygiene – looking after teeth, healthy eating, keeping clean. Talking about friends – what makes a good friend.	Speak in more complex sentences linked with 'because' Use connectives Encourage the use of adjectives- using describing words HA in	Finger gym. Jumbo tweezers. Fine motor activities. Write dance. Mark making using pencils. Letter formation. Catching using different sized	Phase 2 phonics Finger space Exclamation mark- extend HA with more talk about punctuation High frequency words	Measuring – number line. Clocks and time. Ordering numbers. Space and area within an object/outline. Doubling. Adding with	Ipads – using computer programs. Understanding the world around them. Features of the planet and environment. Freezing and melting.	Music with TS. Paper mache planets. Big boxes outside to create space ship. 5 a day dance. Select materials for a purpose
----------	--------------------------------------------------------------------------------------------------------------------------------------	-------------------------------------------------------------------------------------------------------------------------	-----------------------------------------------------------------------------------------------------------------	-------------------------------------------------------------------------------------------------------------------------------------	---------------------------------------------------------------------------------------------------------------------------------------------	----------------------------------------------------------------------------------------------------------------	----------------------------------------------------------------------------------------------------------------------------	-------------------------------------------------------------------------------------------------------------------------------------	---------------------------------------------------------------------------------------------------------------------------



	Murphy	Shrove Tuesday Parent Workshop: Reading with your child		their writing.	objects. Riding a scooter.		numbers 1-5/10. Sharing. Halving. Weighing. 3D shapes.	Seasons and winter.	
--	--------	-------------------------------------------------------------------	--	----------------	-------------------------------	--	--------------------------------------------------------------------	---------------------	--

Key Objectives:

PSED – healthy eating
 CL – use of connectives
 M – Ordering numbers. 3D shapes.
 PD – Mark making using pencils. Fine motor activities. Letter formation.
 L – Phase 2 phonics
 Finger space
 Exclamation mark
 High frequency words
 UW – using computer programs
 EAD – select materials for a purpose


Spring 2	<p>Growth</p>  <p>'Titch' by Pat Hutchins</p>	<p>Visit to the Wisley Gardens. Small groups of children taken to a shop to buy a seeds. Children to grow a plan in the classroom and track progress. Work with Libby to make things to sell. Have a bake sale. Growth bus.</p>	<p>Families, older/younger siblings. Belonging to groups. Playing co-operatively, taking turns-being a good friend and understanding what a bully is</p>	<p>Use regular and irregular forms of past tense of verbs to talk about what has happened/what they have done. Acting out verbs in our shared readings.</p>	<p>Finger gym. Fine motor activities. Write dance. Mark making using pencils. Letter formation. Catching a small ball. Riding a bike with 2 wheels.</p>	<p>Phase 3 phonics to ng phase 2 phonics revision High frequency words More frequent use of writing books</p>	<p>Height and measuring with rulers. Measuring time. Ordering by size (more than 3 objects). Numbers 1-20. Different ways of making a total (up to 6). Halving. 1 less. Money. Capacity. Sorting objects in to 2/3 groups. Addition and Subtraction sentences.</p>	<p>Beebots – inputting information into a program. Growth. Living things, life cycle of a plant. Seed-plant diagram and growing plants in class. Healthy food – vegetables. Brushing our teeth. Seasons and spring – new growth. Talk about why things occur and changes.</p>	<p>Woodwork bench to create suns. Creation of kites using cellophane and wooden tubes. Music with TS. Weaving with string – progression of fine motor and creative abilities. 5 a day dance.</p>
----------	----------------------------------------------------------------------------------------------------------------------------------------	---------------------------------------------------------------------------------------------------------------------------------------------------------------------------------------------------------------------------------	----------------------------------------------------------------------------------------------------------------------------------------------------------	-------------------------------------------------------------------------------------------------------------------------------------------------------------	---------------------------------------------------------------------------------------------------------------------------------------------------------	---------------------------------------------------------------------------------------------------------------	--------------------------------------------------------------------------------------------------------------------------------------------------------------------------------------------------------------------------------------------------------------------	-------------------------------------------------------------------------------------------------------------------------------------------------------------------------------------------------------------------------------------------------------------------------------	--------------------------------------------------------------------------------------------------------------------------------------------------------------------------------------------------



		Parent work party – invite parents in to complete sensory area/plant in the outdoor area.							
--	--	-------------------------------------------------------------------------------------------	--	--	--	--	--	--	--

Key Objectives:


PSED – Playing co-operatively, taking turns
 CL – Use regular and irregular forms of past tense of verbs to talk about what has happened/what they have done
 M – Measuring. Numbers 1-20. 1 less than a number.
 PD – Riding a bike with 2 wheels. Letter formation.
 L – Phase 3 phonics to ng phase 2 phonics revision
 High frequency words
 UW – Talk about why things occur and changes.
 EAD – progressions of fine motor and creative abilities.

<p>Summer 1</p>	<p>Celebrating Different Cultures</p>  <p>Handa's Surprise by Eileen Browne</p>	<p>Dhol players/story teller.</p> <p>Talk about different family cultures and values. Learn a dance from another country such as Zumba.</p> <p>Parent Workshop: Maths: problem solving ideas</p>	<p>Take steps to resolve conflicts with other children eg finding a compromise. Recognising and controlling emotions.</p>	<p>Use future tense of verbs with tomorrow/next week/ etc</p>	<p>Finger gym. Fine motor activities. Write dance. Mark making using pencils. Letter formation. Hitting a ball with a bat. Riding a bike with 2 wheels.</p>	<p>Phase 3 phonics Capital letters High frequency words</p>	<p>Problem solving, number sentence writing, doubling, halving (Numbers and objects) counting in 2's, 5's, 10's. Tally mark focus and conducting simple surveys</p>	<p>Interactive whiteboards – educational programmes. Healthy food – fruit. Understanding different cultures. Different people from around the world. Animals from around the world.</p>	<p>Clay work to create images of the fruit, and animals in the story. Use of tools to create the different patterns. Paper mache volcano. Use craft materials to design different fruits Music with TS 5 a day dance.</p>
---------------------	--------------------------------------------------------------------------------------------------------------------------------------------------------------------------	------------------------------------------------------------------------------------------------------------------------------------------------------------------------------------------------------	---------------------------------------------------------------------------------------------------------------------------	---------------------------------------------------------------	-------------------------------------------------------------------------------------------------------------------------------------------------------------	---------------------------------------------------------------------	---------------------------------------------------------------------------------------------------------------------------------------------------------------------	-----------------------------------------------------------------------------------------------------------------------------------------------------------------------------------------	-------------------------------------------------------------------------------------------------------------------------------------------------------------------------------------------------------------------------------



Key Objectives:

PSED – Take steps to resolve conflicts with other children eg finding a compromise
 CL – Use future tense of verbs with tomorrow/next week/ etc
 M – Measuring. Numbers 1-20. 1 less than a number.
 PD – Letter formation.
 Hitting a ball with a bat.
 L – Phase 3 phonics
 Capital letters
 High frequency words
 UW – Understanding different cultures.
 EAD – Use of tools to create the different patterns.

<p>Summer 2</p>	<p>Under the Sea</p>  <p>Commotion in the Ocean by Giles Andreae</p>	<p>Visit to London Zoo. Talk about animals that you see at the zoo.</p>	<p>Showing sensitivity to others needs and feelings.</p> <p>Teamwork activities and games</p>	<p>Speaking with intonation and expression Using different language for different audiences. Writing a list. Instructions. Recipes and ingredients. Speaking in full sentences. Speech bubbles and other markings in writing (exclamation and question mark) Adjectives.</p>	<p>Finger gym. Fine motor activities. Write dance. Mark making using pencils. Letter formation. Hitting a ball with a bat. Riding a bike with 2 wheels.</p>	<p>Phase 3 phonics Bold print for emphasis High frequency words</p>	<p>Time, creating their own maths problem solving, capacity, centimetres.</p>	<p>Using cameras. Seasons and summer. How things work. Aquatic creatures and life under the sea. Respect for each other</p>	<p>Music with TS. Colour mixing – experimenting with colour to create aquatic creatures. Creating their own pirate ship – boxes, outside items, fabric, etc. Children selecting their own tools and materials to construct and create 5 a day dance.</p>
---------------------	--------------------------------------------------------------------------------------------------------------------------------------------------------------	-----------------------------------------------------------------------------	-----------------------------------------------------------------------------------------------	----------------------------------------------------------------------------------------------------------------------------------------------------------------------------------------------------------------------------------------------------------------------------------------------------------	-------------------------------------------------------------------------------------------------------------------------------------------------------------------------------------	-----------------------------------------------------------------------------	-------------------------------------------------------------------------------	-----------------------------------------------------------------------------------------------------------------------------------------	--------------------------------------------------------------------------------------------------------------------------------------------------------------------------------------------------------------------------------------------------------------------------

Key Objectives:

PSED – Showing sensitivity to others needs and feelings.
 CL – Speaking with intonation and expression
 Using different language for different audiences. Writing a list.
 Instructions.
 Recipes and ingredients.
 Speaking in full sentences.



Speech bubbles and other markings in writing (exclamation and question mark)

Adjectives.

M – Time, creating their own maths problem solving, capacity, centimetres.

PD – Letter formation.

L – Phase 3 phonics

Bold print for emphasis

High frequency words

UW – Using cameras.

EAD – Use of tools to create the different patterns.